

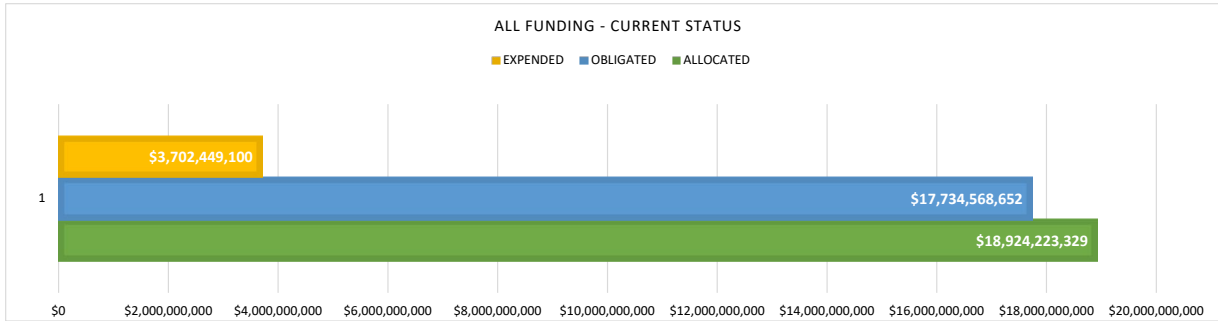


# V.I. Office of Disaster Recovery

## All Funds Executive Dashboard

As of October 31, 2024

	ANTICIPATED (ESTIMATES)	ALLOCATED	OBLIGATED	EXPENDED
<b>ALL FUNDING SOURCES</b>	<b>\$20,000,000,000</b>	<b>\$18,924,223,329</b>	<b>\$17,734,568,652</b>	<b>\$3,702,449,100</b>

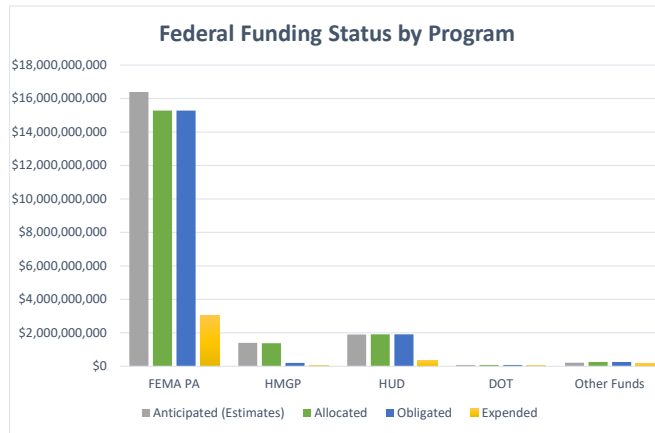
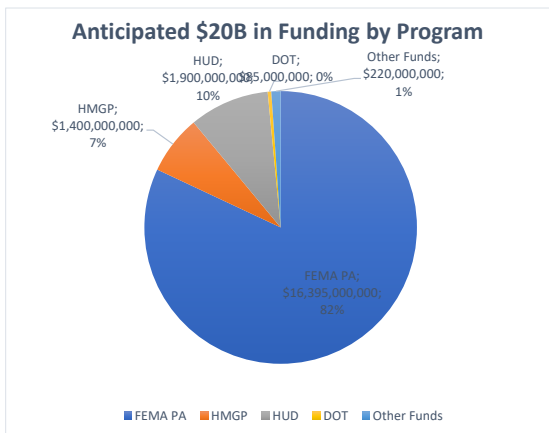


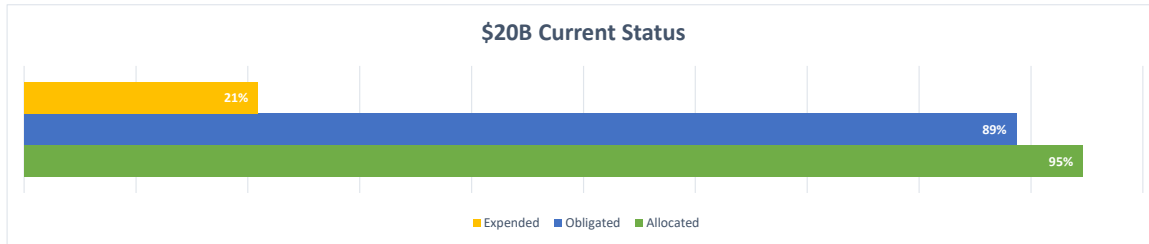
### FEDERAL DISASTER ASSISTANCE GRANTS

October 2024

#### FEDERAL DISASTER ASSISTANCE GRANTS SUMMARY

Funding Sources	Anticipated (Estimates)	Allocated	Obligated	Expended	% of Obligated Funds Expended
FEMA PA	\$16,395,000,000	\$15,284,571,541	\$15,284,571,541	\$3,063,909,479	20.0%
HMGP	\$1,400,000,000	\$1,384,484,648	\$198,849,093	\$51,810,954	26.1%
HUD	\$1,900,000,000	\$1,917,330,884	\$1,917,330,880	\$346,607,201	18.1%
DOT	\$85,000,000	\$80,536,756	\$76,517,637	\$64,182,474	83.9%
Other Funds	\$220,000,000	\$257,299,501	\$257,299,501	\$175,938,993	68.4%
<b>TOTAL</b>	<b>\$20,000,000,000</b>	<b>\$18,924,223,329</b>	<b>\$17,734,568,652</b>	<b>\$3,702,449,100</b>	
		95%	89%	21%	





#### FEMA PA FUNDING BY DISASTER

Disaster Code	Sum of Obligated Amount	Sum of Expended Amount
4335	\$ 67,211,730.91	\$ 25,911,405.91
4340	\$ 15,217,359,809.74	\$ 3,037,998,072.67
<b>Grand Total</b>	<b>\$ 15,284,571,540.65</b>	<b>\$ 3,063,909,478.58</b>

#### FEMA PA - OBLIGATED AMOUNT BY DAMAGE CATEGORY

Damage Category	Sum of Obligated Amount	Sum of Expended Amount	Sum of Funds Remaining to be Disbursed
A - Debris Removal	141,805,152.07	87,840,235.56	53,964,916.51
B - Protective Measures	1,731,406,396.60	1,572,933,885.25	158,472,511.35
E - Public Buildings	6,711,547,458.51	220,427,818.97	6,491,119,639.54
F - Public Utilities	3,640,250,632.90	807,874,499.46	2,832,376,133.44
G - Recreational or Other	33,489,581.68	12,280,636.17	21,208,945.51
Z - State Management	1,205,807,343.13	355,156,920.81	850,650,422.32
C - Roads & Bridges	1,820,264,975.76	7,395,482.36	1,812,869,493.40
<b>Grand Total</b>	<b>\$ 15,284,571,540.65</b>	<b>\$ 3,063,909,478.58</b>	<b>\$ 12,220,662,062.07</b>